

Installation Instructions

RM5P 5-Ton Pintle Hook

with Integral Receiver Shank Patent No. 6,139,043

Capacity

2,000 lbs. Maximum vertical load

10,000 lbs. Maximum gross trailer weight

WARNING

Maintain adequate vertical (tongue) load to properly control the trailer (generally 10%) but do not exceed the above rated capacities.

Description

Rigid-type pintle hook with integral receiver bar

Towing Applications

Trailers and equipment designed for over-the-road towing within the stated capacities. For off-road applications, reduce the capacities listed above by 25% and use in conjunction with a swivel-type drawbar.

Drawbar Eye Dimension


2" to 3" I.D. with 1-1/4" to 1-5/8" diameter section

Mounting

1. Use a secure receiver mount of sufficient strength to support the rated capacity of the pintle hook in accordance with S.A.E. J 849B.
2. Secure with a 5/8" diameter bolt or pin, use locknut or locking pin to secure bolt or hitch pin.

Operating Instructions

1. Before operating inspect for proper operation, worn, damaged or missing parts and secure mounting. Correct as required before use.
2. Open latch by removing safety pin and lifting lock.
3. Position drawbar eye over the horn of the pintle and lower into place.
4. Push latch closed and insert safety pin.



WARNING

Do not damage the latch. Be particularly careful with the drawbar when coupling and uncoupling

Maintenance

For proper performance, the following should be performed every 3000 miles or 3 months, whichever comes first.

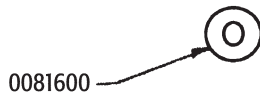
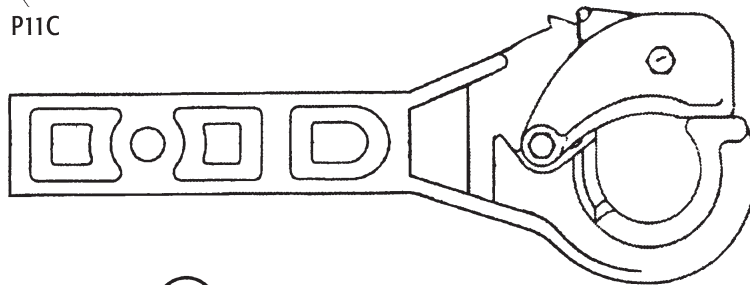
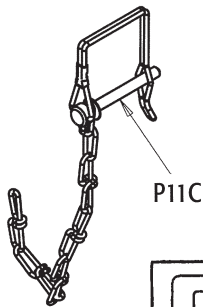
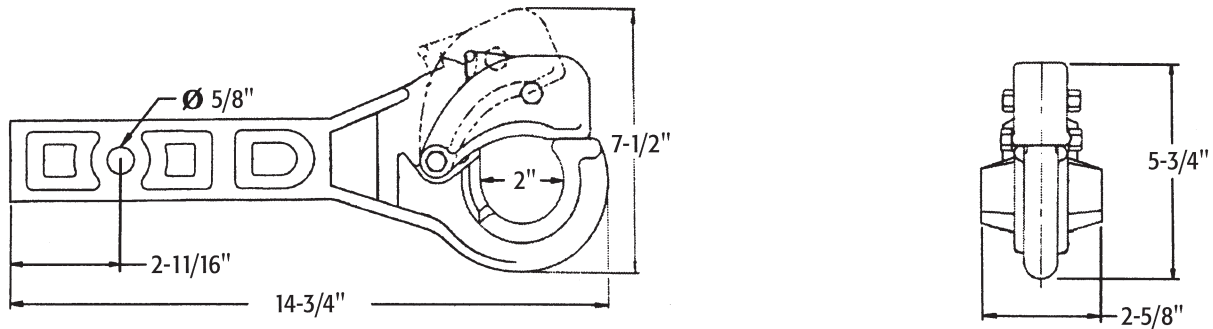
1. Clean and inspect for proper operation.
2. Inspect, in particular, the coupling area. Replace when wear exceeds 1/8" (.125") from the original surface profile.
3. Inspect for worn, damaged or missing parts. Replace as required.
4. Regularly lubricate latch and lock pivots with a light oil lubricant.

General Information

1. Do not add to, or modify this product.
2. Do not weld on this product.

WARNING

Other steps and inspections are also required. Consult D.O.T. regulations and American Trucking Association for complete coupling and uncoupling procedures.



Warranty

Buyers Products Co. warrants all truck/trailer hardware manufactured or distributed by it, to be free from defects in material and workmanship for a period of one year from date of shipment. Parts must be properly installed and used under normal conditions. Any product which has been altered, including modification, misuse, accident or lack of maintenance will not be considered under warranty. Normal wear is excluded. The sole responsibility of Buyers Products Co. under this warranty is limited to repairing or replacing any part or parts which are returned, prepaid, and are found to be defective by Buyers Products Co. Authorization from Buyers Products Co. must be obtained before returning any part. No charges for transportation or labor performed on Buyers' products will be allowed under this warranty.